

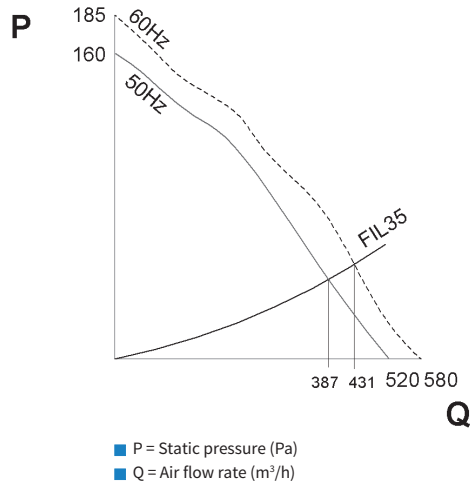
FAN35

Ventilation units with filter

AIR FLOW RATE

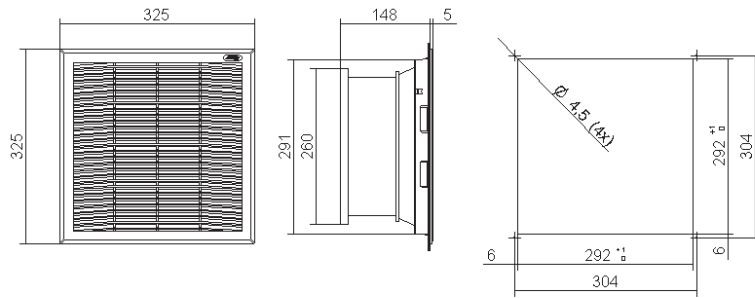
520 - 580 m³/h

Performance



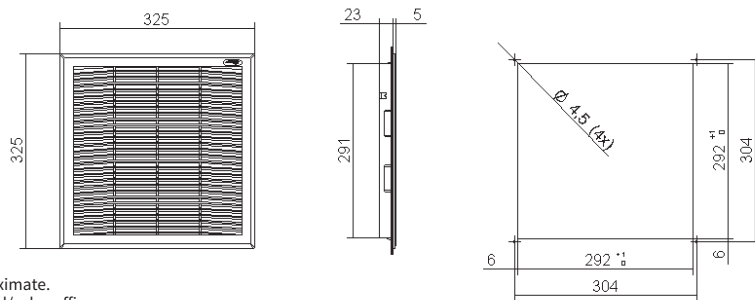
FAN35

Dimensions



FIL35

Drilling templates



N.B.: The drilling templates are only approximate. For any requirements, contact our technical/sales office.

Features	UoM	FIL35XN0B	FAN35BN0B	FAN35CN0B	FAN35LN0B
Air flow rate	m ³ /h	-	520 - 580	520 - 580	520 - 580
Power supply	V ~ Hz	-	230 1~ 50-60	115 1~ 50-60	400 3~ 50-60
Dimensions HxWxD	mm	325x325x28	325x325x153	325x325x153	325x325x153
Power draw	W	-	85 - 115	85 - 115	85 - 115
Max current	A	-	0.38 - 0.50	0.70 - 0.90	0.18 - 0.18
Overcurrent protection	-	-	Internal motor	Internal motor	Internal motor
Electrical connection	-	-	Faston	Faston	Terminal board
Operating cycle	-	-	100%	100%	100%
Temperature limits	°C	-30+75	-10+50	-10+50	-10+50
IP rating EN60529	-	IP54	IP54	IP54	IP54
Noise level	dB (A)	-	61 - 63	61 - 63	61 - 63
FAN + FIL air flow rate	m ³ /h	-	1xFIL35XN0B: 387 - 431	1xFIL35XN0B: 387 - 431	1xFIL35XN0B: 387 - 431
Air flow direction	-	-	Ext to int. Reversible	Ext to int. Reversible	Ext to int. Reversible
Filter (Eurovent)	-	EU4	EU4	EU4	EU4
Motor support	-	-	Bearings	Bearings	Bearings
Lifetime L ₁₀	h	-	45000	45000	45000
Weight	kg	0.6	3.1	3.1	3.1
Colour	-	RAL 7035 embossed effect			
Conformity	-	CE	CE	CE	CE

Accessories	
Pack of 10 fabric filters for FAN35	AAFFN35
Pack of 10 high-efficiency fabric filters for FAN35	AAFFH35
0-60°C thermostat, normally open 10A	AAFTO12
5-60°C thermostat, change-over contact 10A	AAWTS10
Bellows kit for IP55 ingress protection	C12Z01052