

SCHALTGERÄTE

Komplett-Typen Baureihe MN

Complete types Series MN

Hauptschalter/ Not-Aus-Schalter

Fronteinbau

Main switches Emergency-off switches

Front mounting

4-Lochbefestigung mit Vorhängeschlossperre für 1 oder 2 Vorhängeschlösser

mit Bügeldurchmesser bis 5 mm,
ML -Schalter mit Klemmenabdeckung

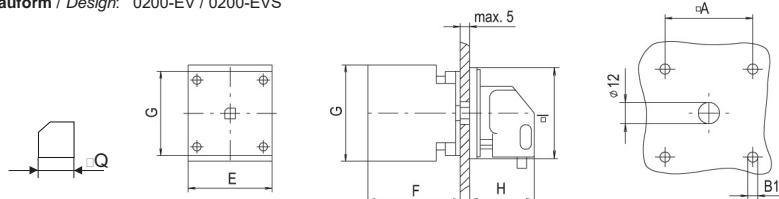
Griff/Frontschild
rot/gelb rt/ge (mit Not-Aus Funktion)
oder schwarz/silber sw/si

4-hole mounting with lockout handle for 1 or 2 padlocks

with shackle diameter up to 5 mm,
ML -switches with terminal cover

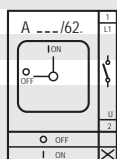
handle/front plate
red/yellow rd/ye (with Emergency-off function)
or black/silver bk/si

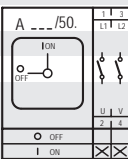
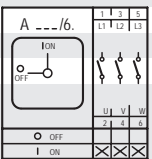
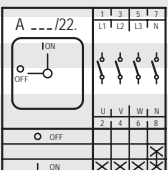
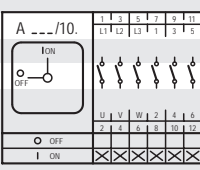
Abmessungen / Dimensions Bauform / Design: 0200-EV / 0200-EVS



Baureihe Series	Abmessungen (mm) Dimensions (mm)								L bei _Schaltkontakten L by _switch contacts			
	A	B1	B2	D	F	H	S	Q	1/2	3/4	5/6	7/8
104	36	12	4,5	44	48	35	16	6	41	57	73	89
105	36	12	4,5	44	48	35	12,5	6	34	46,5	59	71,5
151	36	12	4,5	49	48	35	12,5	6	45,5	58	70,5	83

Schaltprogramm Contact arrangement	Dauerstrom I _n Rated Uninterrupted current I _n	Leistung Rating AC 3	Leistung Rating AC 23A	Baureihe Series	Griff/ Frontschild handle/ front plate	Typ Type	Best.Nr. Part #
1-polig 1-pole	20	5,5	7,5	104	rt/ge rd/ye	A 104/62.0200-EV	MZ 10 037
	20	5,5	7,5	104	sw/si bk/si	A 104/62.0200-EVS	MZ 10 038
	25	5,5	7,5	105	rt/ge rd/ye	A 105/62.0200-EV	MZ 12 037
	25	5,5	7,5	105	sw/si bk/si	A 105/62.0200-EVS	MZ 12 038
	32	7,5	11	151	rt/ge rd/ye	A 151/62.0200-EV	MZ 17 037
	32	7,5	11	151	sw/si bk/si	A 151/62.0200-EVS	MZ 17 038



Schaltprogramm Contact arrangement	Dauerstrom I_{th} Rated Uninterrupted current I_{th} A	Leistung Rating AC 3 kW	Leistung Rating AC 23A kW	Baureihe Series	Griff/ Frontschild handle/ front plate	Typ Type	Best.Nr. Part #
2-polig 2-pole 	20	5,5	7,5	104	rt/ge rd/ye	A 104/50.0200-EV	MZ 10 039
	20	5,5	7,5	104	sw/si bk/si	A 104/50.0200-EVS	MZ 10 040
	25	5,5	7,5	105	rt/ge rd/ye	A 105/50.0200-EV	MZ 12 039
	25	5,5	7,5	105	sw/si bk/si	A 105/50.0200-EVS	MZ 12 040
	32	7,5	11	151	rt/ge rd/ye	A 151/50.0200-EV	MZ 17 039
	32	7,5	11	151	sw/si bk/si	A 151/50.0200-EVS	MZ 17 040
3-polig 3-pole 	20	5,5	7,5	104	rt/ge rd/ye	A 104/6.0200-EV	MZ 10 041
	20	5,5	7,5	104	sw/si bk/si	A 104/6.0200-EVS	MZ 10 042
	25	5,5	7,5	105	rt/ge rd/ye	A 105/6.0200-EV	MZ 12 041
	25	5,5	7,5	105	sw/si bk/si	A 105/6.0200-EVS	MZ 12 042
	32	7,5	11	151	rt/ge rd/ye	A 151/6.0200-EV	MZ 17 041
	32	7,5	11	151	sw/si bk/si	A 151/6.0200-EVS	MZ 17 042
4-polig 1 Kontakt voreilend 4-pole 1 contact priority 	20	5,5	7,5	104	rt/ge rd/ye	A 104/22.0200-EV	MZ 10 043
	20	5,5	7,5	104	sw/si bk/si	A 104/22.0200-EVS	MZ 10 044
	25	5,5	7,5	105	rt/ge rd/ye	A 105/22.0200-EV	MZ 12 043
	25	5,5	7,5	105	sw/si bk/si	A 105/22.0200-EVS	MZ 12 044
	32	7,5	11	151	rt/ge rd/ye	A 151/22.0200-EV	MZ 17 043
	32	7,5	11	151	sw/si bk/si	A 151/22.0200-EVS	MZ 17 044
6-polig 6-pole 	20	5,5	7,5	104	rt/ge rd/ye	A 104/10.0200-EV	MZ 10 047
	20	5,5	7,5	104	sw/si bk/si	A 104/10.0200-EVS	MZ 10 048
	25	5,5	7,5	105	rt/ge rd/ye	A 105/10.0200-EV	MZ 12 047
	25	5,5	7,5	105	sw/si bk/si	A 105/10.0200-EVS	MZ 12 048
	32	7,5	11	151	rt/ge rd/ye	A 151/10.0200-EV	MZ 17 047
	32	7,5	11	151	sw/si bk/si	A 151/10.0200-EVS	MZ 17 048