LINKWELL

Fan and filter	Fan and filter	Exit filter	Installing section
FK 5522 ···	FK 5522.230	FK 5522.300	FK 5522···

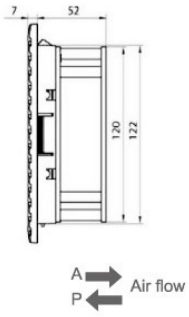



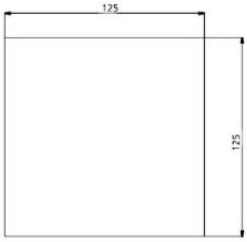

Power specific property curve

FK 5522...

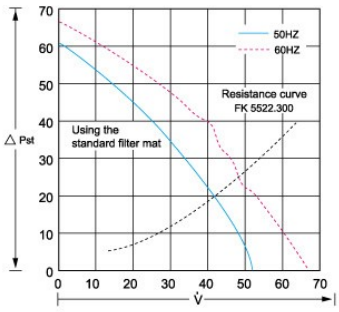

V̇ = Volume electric current(m³/h)
△Pst = Static voltage difference(Pa)

CODE		Exit filter	Fan and filter	Fan and filter	Fan and filter
TYPE	M.U	FK5522.300	FK5522.230	FK5522.115	FK5522.024
Voltage/Phase/Frequency	V-ph-Hz		230-1-50/60	115/1/50-60	24DC
Height/Width/Depth	mm	150×150×21	150×150×59	150×150×59	150×150×59
Power/Current	W/A		22-30/0.1-0.14	22-26/0.21-0.24	7.2/0.43
Temperature limits	℃		-10/+70	-10/+70	-10/+70
Protection degree	IP	55	55	55	55
Noise level	dB(A)		45	45	45
Air flow	m^3/h		67	67	67
Air flow (+FK5522.300)	m^3/h		50/58	50/58	50/58
Air flow direction			A/P	A/P	A/P